



DROMEAS

EURO NEW LINE working station

Partitions

Chipboard, lined with sound absorbing material or glass

Surface

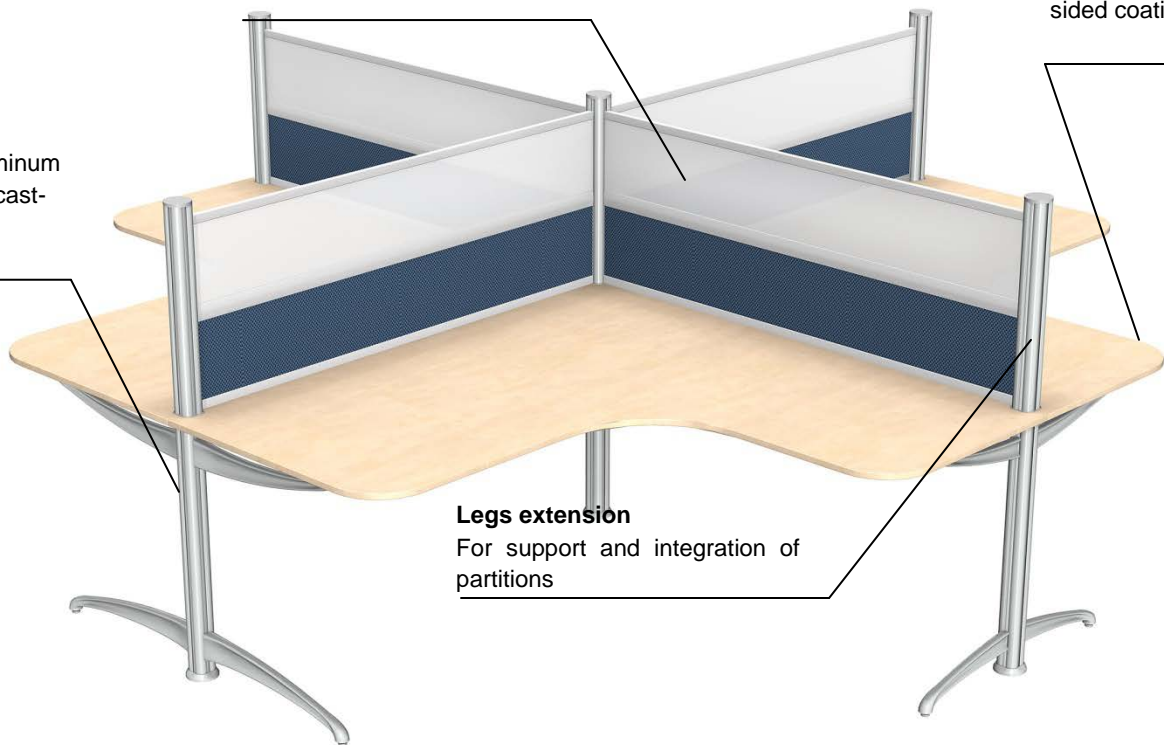
Three-layer chipboard with 25mm thick melamine two-sided coating

supports

Two cylindrical aluminum legs \varnothing 110mm with cast-pressed horizontal aluminum feet

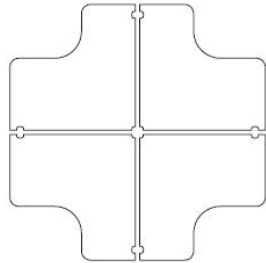
Legs extension

For support and integration of partitions



<https://www.dromeas.gr/>

DIMENSIONS




3200X3200
3600X3200

COLOR CHART

Melamine surface



Metallic frame colors



CERTIFICATES

